

## Basic version

ecOLOGIC



Worker

Multitruck

### Technical specifications

#### NEW ELECTRIC ENGINE - AC Power

Commercial designation	Multitruck <b>AC Power</b> - flooded batteries	Multitruck <b>AC Power</b> - AGM batteries (maintenance free)
Homologation	Heavy quadricycles (directive 2002/24/CE cat. L7e)	
Engine	Electric motor 48 V <b>AC Induction Power</b> - Electronic controller 450A	
Position	Front transverse motor	
Max. power (kW CEE)	8 kW nominal (peak 13) - regenerative braking	
Torque max.	45 Nm at 2 000 rpm S2-5'	
Transmission	Automatic - ratio 1:12.3	
Converter - accessory battery	DC/DC 300 W - 12V 40Ah	
Traction Batteries	8x flooded lead acid batteries 6V	12x AGM acid batteries 12V
Charging System	High Frequency - on board- standard plug 220 V- 16 A	
Charging time	8 to 10 hours for a complete charge	
Max. speed	approx. 45 Km/h	
Range fully loaded***	Up to 45 km	Up to 65 km
Maximum climbing capacity at unladen weight	More than 20%	
Payload*	500 kg	400 kg
Vehicle total authorised laden weight	1 120 kg	1 120 kg
Max tolerated load on front axle	520 kg	520 kg
Max tolerated load on rear axle	690 kg	690 kg
Emissions of CO2**	0 g/km	

*More power!  
More torque!*

*Choice of  
batteries!*

*Payload:  
Up to 500 kg!*

#### COMBUSTION ENGINE

Commercial designation	Multitruck <b>Diesel 400</b>	Multitruck <b>Diesel 600</b>
Homologation	Light quadricycles (directive 2002/24/CE cat. L6e)	Heavy quadricycles (directive 2002/24/CE cat. L7e)
Engine	KUBOTA DIESEL 400 cm <sup>3</sup>	KUBOTA DIESEL 599 cm <sup>3</sup>
Position	Front transverse engine	
Max. power (kW CEE)	4 kW CEE at 3 200 rpm	11,2 kW CEE at 3 600 rpm
Torque max.	14 Nm at 2 400 rpm	34 Nm at 2 200 rpm
Tank	24 L	
Transmission	Automatic - ratio 1:12	Automatic - ratio 1:10
Alternator - accessory battery	500W - 12V 40Ah	
Max. speed	approx. 45 Km/h	approx. 75 Km/h
Consumption	approx. 3.5 (L/100km)	approx. 4.5 (L/100km)
Payload*	275 kg	530 kg
Total authorised laden weight	655 kg	950 kg
Max tolerated load on front axle	390 kg	475 kg
Max. tolerated load on rear axle	450 kg	690 kg
Emissions of CO2**	77,9 g/km	117 g/km

\* includes load, driver, passenger, options, finishing equipment and accessories weights  
 \*\* measurement according to cycle described in directive 97/24/CE modified 2003/77/CE  
 \*\*\* professional use, depends on usage conditions: contact us for further information

## Technical specifications

### OTHER ELECTRIC VERSIONS

Commercial designation	Multitruck - no licence version****	Worker
Homologation	Light quadricycles (directive 2002/24/CE cat. L6e)	CE (directive machines)
Engine	Electric motor 48 V Separatly excited continuous current - Electronic controller 400 A	
Position	Front transverse motor	
Max. power (kW CEE)	4 kW nominal - regenerative braking	
Torque max.	30 Nm at 2 100 rpm S2-5'	
Transmission	Automatic - ratio 1:8.4	Automatic - ratio 1:12.3
Converter - accessory battery	DC/DC 300 W - 12V 40Ah	
Traction Batteries	12 x AGM acid batteries 12V	8 x flooded lead acid batteries 6V
Charging System	High Frequency - on board- standard plug 220 V- 16 A	
Charging time	8 to 10 hours for a complete charge	
Max. speed	approx. 45 km/h	approx. 25 km/h
Range fully loaded***	Up to 60 km	Up to 70 km
Maximum climbing capacity at unladen weight	18%	More than 20%
Payload*	275 kg	680 kg (basic version = pick-up)
Vehicle total authorised laden weight	975 kg	1 325 kg
Max tolerated load on front axle	520 kg	530 kg
Max tolerated load on rear axle	690 kg	900 kg
Maximum weight Loaded trailer (with brakes)	0 kg	1 017 kg
Emissions of CO2**	0 g/km	

*Payload:  
Up to 680 kg!*

*No licence  
version \*\*\*\**

*Towing:  
up to 1000 kg!*

\* Includes load, driver, passenger, finishing equipment, options and accessories weights  
 \*\* measurement according to cycle described in directive 97/24/CE modified 2003/77/CE  
 \*\*\* professional use, depends on usage conditions: contact us for further information  
 \*\*\*\* In France

## Mecanical specifications

Steering	Rack and pinion type
Braking system	Dual circuit with limiter through load sensing valve Front disc brakes - Rear drum brakes Low level wear indicator
Suspension	Mechanically operated parking brake on rear axle Front independant Mac Pherson strutt, coil springs Rear independant suspension, coil springs
Tyres	145/70 R13

## Dimensions (mm)

Min. overall length (Z)	3 102
Max. overall length (Z)	3 753
Min. load length (W)	1 479
Max. load length (W)	2 130
Overall width (excluding rear view mirrors)	1 476
Max. load width	1 550
Max. overall load height	2 500
Min. rear overhang (X)	334
Max. rear overhang	985
Min. limit position of centre of gravity (Y)	1 930
Max. limit position of centre of gravity (Y)	2 060
Front ground clearance*	155
Rear ground clearance*	200

\* Unladen vehicle ± 20mm

## Standard finitions

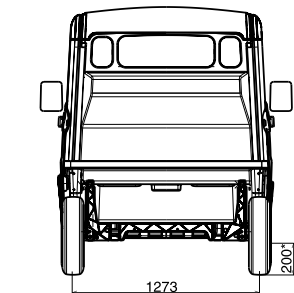
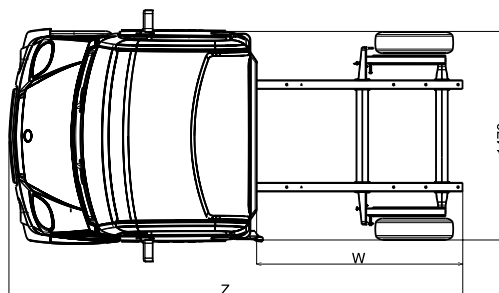
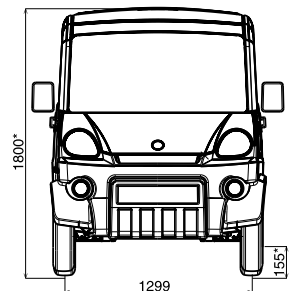
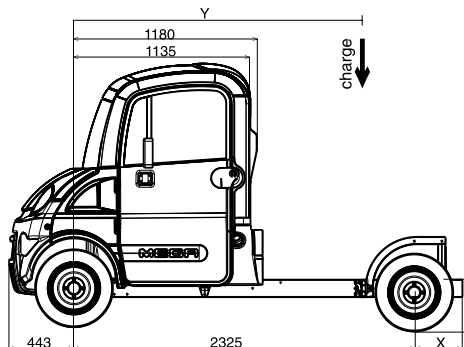
Drop side, Van, Tipper, Skip tipper, Pick-up, etc...



## Standard equipment

- Keyswitch and steering lock
- Seat belts
- Automatic illuminating hazard lights in sudden deceleration
- Warning buzzer
- Inside rearview mirror
- Left and right outside rearview mirrors
- 3 - speed wiper with windscreen
- Braking electric assistance (AC Power)
- Interior lighting controlled by door switch<sup>1</sup>
- Lockable fuel tank cap
- "Lights on" warning buzzer
- Storage under seat (combustion engine)
- Glove box
- Doors storage pocket<sup>1</sup>
- Dashboard automobile technology
- Maintenance indicator
- Ashtray and cigarette lighter
- Wheel trims
- Boost selector (for higher acceleration and hill climbing capacity) AC Power
- Water automatic filling system (flooded batteries)
- Rubber floor mats
- Tinted glass
- 3 - speed heater with defrost<sup>1</sup>
- 2 Sunvisors
- Prewired for radio

<sup>1</sup>Option on Worker



4 colours choice:

